

# BUILDING & CONSTRUCTION PRE-CONSTRUCTION & MOCK-UP TESTING FACILITIES

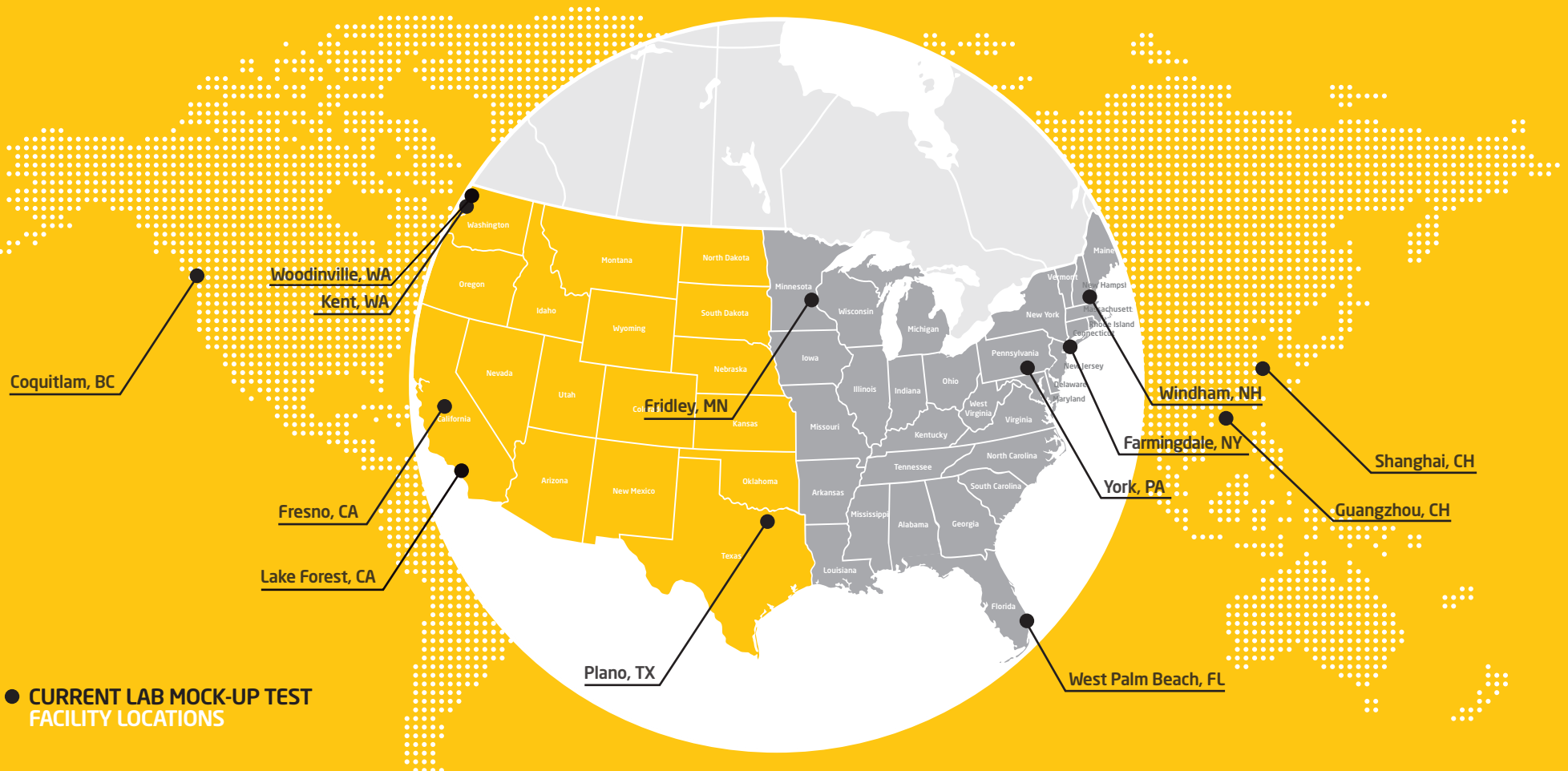
**intertek**  
Total Quality. Assured.

The integrity of a building envelope depends on the performance of its facade.

To ensure that it is designed properly and functions as required, per local codes and building specifications, Intertek offers comprehensive mock-up testing facilities across the US, Canada, and China.



With the expertise to design and specify tests for a wide range of mock-ups and conditions, and having worked with the world's most prestigious architects, consultants, glazing contractors and construction firms, Intertek has earned the trust to provide the insight necessary to validate mock-up performance.





# PRE-CONSTRUCTION & MOCK UP TESTING

## FACILITY LOCATIONS

**intertek**  
Total Quality. Assured.



### UNITED STATES LOCATIONS




FARMINGDALE, NY

**Indoor**  
Lexan - 25-ft. (w) x 16-ft. (h)  
Lexan - 12-ft. (w) x 12-ft. (h)  
**Outdoor**  
Steel - 80-ft. (w) x 24-ft. (h)  
Steel - 20-ft. (w) x 20-ft. (h)



FRESNO, CA

**Indoor**  
20-ft. (w) x 12-ft. (h)  
**Outdoor**  
280-ft. (w) x 50-ft. (h)  
(with inside corner)  
180-ft (w) x 12-ft. (h)



FRIDLEY, MN

**Indoor**  
Steel Wall - 72-ft. (w) x 31-ft. (h)  
Lexan Wall - 33-ft. (w) x 16-ft. (h)



KENT, WA

**Indoor**  
Steel Wall - 32-ft. (w) x 20-ft. (h)  
with 15-ft. (w) x 20-ft (h) return  
Lexan Wall - 25-ft. (w) x 12-ft. (h)



LAKE FOREST, CA

**Indoor**  
Steel Wall - 48-ft. (w) x 31-ft. (h)  
Lexan Wall - 33-ft. (w) x 16-ft. (h)



PLANO, TX

**Indoor**  
Lexan - 25-ft. (w) x 12-ft. (h)  
Lexan - 8-ft. (w) x 12-ft. (h)  
Tilt Wall (vertical or horizontal)  
Steel - 48-ft. (w) x 24-ft. (h)  
**Outdoor**  
40-ft. (w) x 40-ft. (h)




WEST PALM BEACH, FL

**Indoor**  
Steel - 40-ft. (w) x 16-ft. (h)  
Steel - 40-ft. (w) x 20-ft. (h)  
Steel - 24-ft. (w) x 20-ft. (h)  
Lexan - 64-ft. (w) x 16-ft. (h)  
**Outdoor (steel)**  
Two (2) - 120-ft. (w) x 40-ft. (h)  
110-ft. (w) x 40-ft. (h)  
88-ft. (w) x 40-ft. (h)  
30-ft. (w) x 40-t. (h)



WINDHAM, NH

**Indoor**  
Steel - 40-ft. (w) x 20-ft. (h)  
Steel - 24-ft. (w) x 12-ft. (h)  
Steel - 24-ft. (w) x 20-ft. (h)  
Lexan - 30-ft. (w) x 15-ft. (h)



WOODINVILLE, WA

**Indoor**  
Steel Wall - 40-ft. (w) x 26-ft. (h)



YORK, PA

**Indoor**  
Steel - 280-ft. (w) x 28-ft. (h)  
Lexan - Two (2) - 33-ft. (w) x 16-ft. (h)  
**Outdoor**  
240-ft. (w) x 40-ft. (h)  
360-ft. (w) x 60-ft. (h)  
50-ft. (w) x 45-ft. (h)  
Two (2) - 20-ft. (w) x 24-ft. (h)  
Old Style U-Shaped  
Two (2) - 20-ft. (w) x 12-ft. (h)  
Old Style U-Shaped



### CANADA LOCATIONS



COQUITLAM, BC

**Indoor**  
26-ft. (w) x 16-ft. (h)  
**Outdoor**  
35-ft. (w) x 40-ft. (h)



### CHINA LOCATIONS



SHANGHAI, CHINA

**Indoor**  
Lexan - 19-ft. (w) x 16-ft. (h)  
Steel - 17-ft. (w) x 13-ft. (h)  
**Outdoor**  
Steel - 32-ft. (w) x 32-ft. (h)  
w 49-ft (w) x 32-ft. (h) corner



GUANGZHOU, CHINA

**Indoor**  
Lexan - 19-ft. (w) x 14-ft. (h)

### FOR MORE INFORMATION



1.800.WORLDBLAB



icenter@intertek.com



intertek.com/building